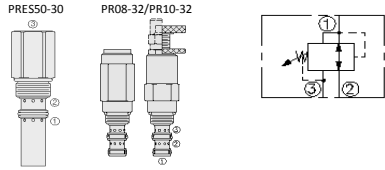


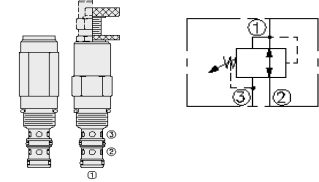
HYDRAFORCE CARTRIDGE QUICK REFERENCE

Pressure Reducing / Relieving



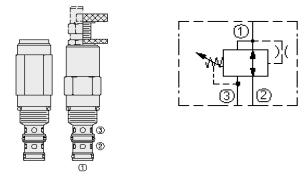
| Cartridge Size | Flow | Adjustment | Line Body | | | | |
|-------------------------|-------------------------------------------------|----------------|------------------|------------------|------------------|-------------------------|--|
| PRESS50-30-8T-N-08/04.5 | 11.4 lpm / 3 gpm | N/A | 8T | Alum. | 7024030 | 3/4" UNF | |
| PR08-32A-6T-N-* | 11 lpm / 3 gpm | A = Allen Key | 6T | Alum. | 7024760 | 9/16" UNF | |
| PR10-32A-8T-N-* | 30 lpm / 8 gpm | A = Allen Key | 8T | Alum. | 7024380 | 3/4" UNF | |
| Seals | Pressure Range (* Select Pressure Range) | | | | | Pressure Setting | |
| N = Buna N | 08 = 450-800PSI | | | | | 04.5 = 450PSI | |
| N = Buna N | 3 = 50-300PSI | 6 = 150-600PSI | 12 = 300-1200PSI | 22 = 500-2200PSI | | | |
| N = Buna N | 1 = 35-125PSI | 4 = 80-400PSI | 8 = 200-800PSI | 15 = 300-1500PSI | 21 = 400-2100PSI | | |

Pressure Reducing / Relieving, Pilot-Operated



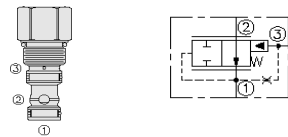
| Cartridge Size | Flow | Adjustment | Line Body | | | | |
|------------------|-------------------------------------------------|-------------------|-------------------|------------|---------|----------|--|
| PR10-36A-8T-N-* | 56 lpm / 15 gpm | A = Allen Key | 8T | Alum. | 7024380 | 3/4" UNF | |
| PR50-36A-8TD-P-* | 56 lpm / 15 gpm | A = Allen Key | 8TD | Duct. Iron | 7151510 | 3/4" UNF | |
| PR12-36A-8T-N-* | 189 lpm / 50 gpm | A = Allen Key | 10T | Alum. | 7022330 | 7/8" UNF | |
| Seals | Pressure Range (* Select Pressure Range) | | | | | | |
| N = Buna N | 4 = 100-400PSI | 15 = 150-1500PSI | 30 = 400-3000PSI | | | | |
| P = Polyurethane | 15 = 400-1500PSI | 30 = 1500-3000PSI | 50 = 3000-5000PSI | | | | |
| N = Buna N | 4 = 100-400PSI | 15 = 100-1500PSI | 30 = 300-3000PSI | | | | |

Pressure Reducing / Relieving, Spool Valves, Damped, Direct-Acting



| Cartridge Size | Flow | Adjustment | Line Body | | | | |
|----------------|-------------------------------------------------|------------------|------------------|-------------------|---------|-----------|--|
| *PR58-38 | 19 lpm / 5 gpm | A = Allen Key | 6TD | Duct. Iron | 7151110 | 9/16" UNF | |
| *PR50-38 | 72 lpm / 19 gpm | A = Allen Key | 8TD | Duct. Iron | 7151510 | 3/4" UNF | |
| Seals | Pressure Range (* Select Pressure Range) | | | | | | |
| N = Buna N | 5 = 150-550PSI | 20 = 500-2050PSI | 32 = 800-3300PSI | 42 = 3301-4200PSI | | | |
| N = Buna N | 5 = 150-550PSI | 15 = 100-1500PSI | 21 = 500-2100PSI | 33 = 800-3300PSI | | | |

Pressure Reducing Logic Element



| Cartridge Size | Flow | Line Body | | | | Seals |
|----------------|------------------|-----------|-------|---------|-------------|------------|
| ER10-S30-8T-N | 68 lpm / 18 gpm | 8T | Alum. | 7026520 | 3/4" UNF | N = Buna N |
| ER12-S30-12T-N | 114 lpm / 30 gpm | 12T | Alum. | 7027400 | 1-1/16" UNF | N = Buna N |