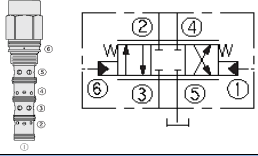


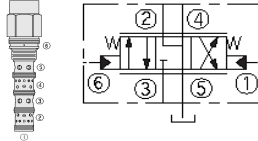
## HYDRAFORCE CARTRIDGE QUICK REFERENCE

### Proportional Valves, Pilot-Operated Closed Centre



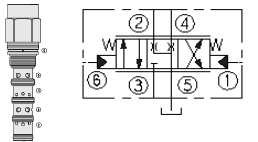
Cartridge Size	Flow	Line Body				Seals
PE12-S67C-0-N	45 lpm / 12 gpm					N = Buna N
PE16-S67C-0-N	90 lpm / 24 gpm					N = Buna N
HPE16-S67C-16HT-U	95 lpm / 25 gpm	16HT	Duct. Iron	7157560	9/16" UNF	U = Urethane
PE42-S67C-12TD-N	170 lpm / 45 gpm	12TD	Duct. Iron	7150450	9/16" UNF	N = Buna N
HPE42-S67C-20HT-U	170 lpm / 45 gpm	20HT	Duct. Iron	7158070	9/16" UNF	U = Urethane

### Proportional, Pilot-Operated, Meter-In and Meter-Out



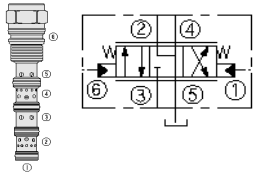
Cartridge Size	Flow	Line Body				Seals
PE12-S67D-0-N	45 lpm / 12 gpm					N = Buna N
PE16-S67D-0-N	90 lpm / 24 gpm					N = Buna N
HPE16-S67D-16HT-U	95 lpm / 25 gpm	16HT	Duct. Iron	7157560	9/16" UNF	U = Urethane
PE42-S67D-12TD-N	170 lpm / 45 gpm	12TD	Duct. Iron	7150450	9/16" UNF	N = Buna N
HPE42-S67D-20HT-U	170 lpm / 45 gpm	20HT	Duct. Iron	7158070	9/16" UNF	U = Urethane

### Proportional Valves, Pilot-Operated Motor Spool



Cartridge Size	Flow	Line Body				Seals
PE12-S67H-0-N	45 lpm / 12 gpm					N = Buna N
PE16-S67H-0-N	90 lpm / 24 gpm					N = Buna N
HPE16-S67H-16HT-U	95 lpm / 25 gpm	16HT	Duct. Iron	7157560	9/16" UNF	U = Urethane
PE42-S67H-12TD-N	150 lpm / 40 gpm	12TD	Duct. Iron	7150450	9/16" UNF	N = Buna N
HPE42-S67H-20HT-U	170 lpm / 45 gpm	20HT	Duct. Iron	7158070	9/16" UNF	U = Urethane

### Proportional Valve, Pilot-Operated, Meter-in Only



Cartridge Size	Flow	Line Body				Seals
PE12-S67K-0-N	45 lpm / 12 gpm					N = Buna N
PE16-S67K-0-N	90 lpm / 24 gpm					N = Buna N
HPE16-S67K-16HT-U	95 lpm / 25 gpm	16HT	Duct. Iron	7157560	9/16" UNF	U = Urethane
PE42-S67K-12TD-N	170 lpm / 45 gpm	12TD	Duct. Iron	7150450	9/16" UNF	N = Buna N
HPE42-S67K-20HT-U	170 lpm / 45 gpm	20HT	Duct. Iron	7158070	9/16" UNF	U = Urethane