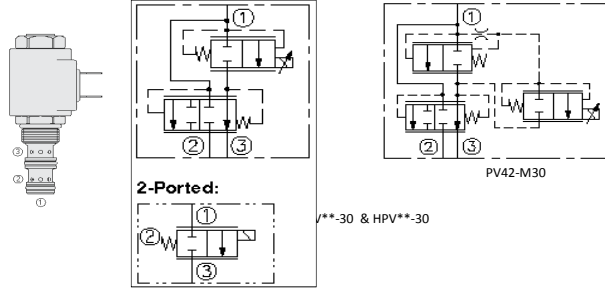


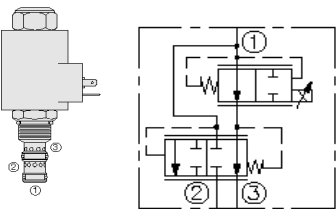
HYDRAFORCE CARTRIDGE QUICK REFERENCE

Proportional Flow Control, Bypass, Normally Closed



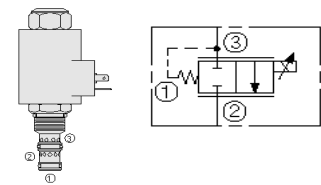
Cartridge Size	Flow	Option (* Select Option)	Line Body			
PV08-30*-6T-N-***/**	22 lpm / 6 gpm	M = MANUAL O/RIDE	6T	Alum.	7024760	9/16" UNF
HPV12-30-12HT-U-***/**	76 lpm / 20 gpm		12HT	Duct. Iron	7158520	1-1/16" UNF
HPV16-30-16HT-U-***/**	114 lpm / 30 gpm		16HT	Duct. Iron	7159530	1-5/16" UNF
PV70-30*-8T-N-***/**	30 lpm / 8 gpm		8T	Alum.	7026520	3/4" UNF
PV72-30*-12T-N-***/**	64 lpm / 17 gpm		12T	Alum.	7022340	1-1/16" UNF
PV76-30A*-16T-***/**	151 lpm / 40 gpm		16T	Alum.	7023240	1-5/16" UNF
PV42-M30*-16TD-***/**	190 lpm / 50 gpm		16TD	Duct. Iron	7154610	1-5/16" UNF
Seals	12 = 12VDC	12 = 12VDC	DS = Dual Spade	AG = Din (6316115/63162)	ER = Deutsch DT04-2P (IP69K) (4303612/4303624)	
N = Buna N	24 = 24VDC	24 = 24VDC	DG = Din (6306012/6306024)		EY = Metric-Pack 150 (IP69K)	
	115 = 115VAC		DL = Leadwires			
U = URATHANE	24 = 24VDC	24 = 24VDC	DG = Din (6306012/6306024)		EY = Metric-Pack 150 (IP69K)	
	115 = 115VAC		DL = Leadwires			

Proportional Flow Control, Bypass, Normally Open



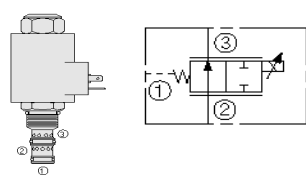
Cartridge Size	Flow	Option (* Select Option)	Line Body			
PV08-31*-6T-N-***/**	22 lpm / 6 gpm	M = MANUAL O/RIDE	6T	Alum.	7024760	9/16" UNF
HPV12-31-12HT-U-***/**	76 lpm / 20 gpm		12HT	Duct. Iron	7158520	1-1/16" UNF
HPV16-31-16HT-U-***/**	114 lpm / 30 gpm		16HT	Duct. Iron	7159530	1-5/16" UNF
PV70-31*-8T-N-***/**	30 lpm / 8 gpm		8T	Alum.	7026520	3/4" UNF
PV72-31*-12T-N-***/**	64 lpm / 17 gpm		12T	Alum.	7022340	1-1/16" UNF
PV76-31A*-16T-***/**	151 lpm / 40 gpm		16T	Alum.	7023240	1-5/16" UNF
Seals	12 = 12VDC	12 = 12VDC	DS = Dual Spade	AG = Din (6316115/63162)	ER = Deutsch DT04-2P (IP69K) (4303612/4303624)	
N = Buna N	24 = 24VDC	24 = 24VDC	DG = Din (6306012/6306024)		EY = Metric-Pack 150 (IP69K)	
	115 = 115VAC		DL = Leadwires			
U = URATHANE	24 = 24VDC	24 = 24VDC	DG = Din (6306012/6306024)		EY = Metric-Pack 150 (IP69K)	
	115 = 115VAC		DL = Leadwires			

Proportional Flow Control, Normally Closed



Cartridge Size	Flow	Option (* Select Option)	Line Body			
PV70-33*-8T-N-***/**	30 lpm / 8 gpm	M = MANUAL O/RIDE	8T	Alum.	7026520	3/4" UNF
PV72-33*-12T-N-***/**	64 lpm / 17 gpm		12T	Alum.	7022340	1-1/16" UNF
Seals	12 = 12VDC	12 = 12VDC	DS = Dual Spade	AG = Din (6316115/63162)	ER = Deutsch DT04-2P (IP69K) (4303612/4303624)	
N = Buna N	24 = 24VDC	24 = 24VDC	DG = Din (6306012/6306024)		EY = Metric-Pack 150 (IP69K)	
	115 = 115VAC		DL = Leadwires			
U = URATHANE	24 = 24VDC	24 = 24VDC	DG = Din (6306012/6306024)		EY = Metric-Pack 150 (IP69K)	
	115 = 115VAC		DL = Leadwires			

Proportional Flow Control, Normally Open



Cartridge Size	Flow	Option (* Select Option)	Line Body			
PV70-35*-8T-N-***/**	30 lpm / 8 gpm	M = MANUAL O/RIDE	8T	Alum.	7026520	3/4" UNF
PV72-35*-12T-N-***/**	64 lpm / 17 gpm		12T	Alum.	7022340	1-1/16" UNF
Seals	12 = 12VDC	12 = 12VDC	DS = Dual Spade	AG = Din (6316115/63162)	ER = Deutsch DT04-2P (IP69K) (4303612/4303624)	
N = Buna N	24 = 24VDC	24 = 24VDC	DG = Din (6306012/6306024)		EY = Metric-Pack 150 (IP69K)	
	115 = 115VAC		DL = Leadwires			
U = URATHANE	24 = 24VDC	24 = 24VDC	DG = Din (6306012/6306024)		EY = Metric-Pack 150 (IP69K)	
	115 = 115VAC		DL = Leadwires			