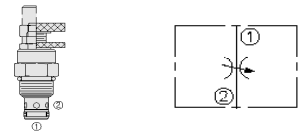
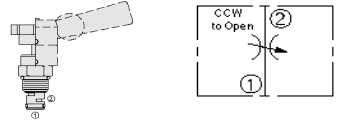
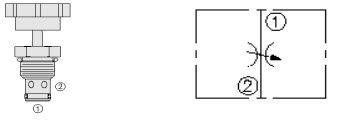
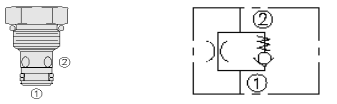


HYDRAFORCE CARTRIDGE QUICK REFERENCE

Needle Valves	Cartridge Size	Flow	Line Body	Material	Part Number	Thread	Seals	
	NV08-20*-6T-N	42 lpm / 11 gpm	6T	Alum.	7024660	9/16" UNF	N = Buna N	
	NV08-23*-6T-N	38 lpm / 10 gpm	6T	Alum.	7024660	9/16" UNF	N = Buna N	
	NV10-20*-8T-N	56 lpm / 15 gpm	8T	Alum.	7024280	3/4" UNF	N = Buna N	
	NV10-22*-8T-N	56 lpm / 15 gpm	8T	Alum.	7024280	3/4" UNF	N = Buna N	
	NV12-20*-10T-N	129 lpm / 34 gpm	10T	Alum.	7022240	7/8" UNF	N = Buna N	
	Adjustment Option (* select an option)							
	A = Allen Key	B = Knob						
A = Allen Key	B = Knob							
A = Allen Key	B = Knob							
A = Allen Key	B = Knob							
A = Allen Key	B = Knob							
A = Allen Key	B = Knob							
Rotary Flow Control	Cartridge Size	Flow	Line Body	Material	Part Number	Thread	Seals	
	MR10-20*-8T-N	53 lpm / 14 gpm	8T	Alum.	7024280	3/4" UNF	N = Buna N	
	Flow Rate (* select a flow rate)							
	A = 49lpm/13gpm	B = 34lpm/9gpm	C = 22lpm/6gpm					
Needle Valves, Fine Adjustment	Cartridge Size	Flow	Line Body	Material	Part Number	Thread	Seals	
	NV08-21*-6T-N	53 lpm / 14 gpm	6T	Alum.	7024660	9/16" UNF	N = Buna N	
	NV10-21*-8T-N	56 lpm / 15 gpm	8T	Alum.	7024280	3/4" UNF	N = Buna N	
	Adjustment Option (* select an option)							
T = Extended Shaft Only	E = Plastic Knob							
T = Extended Shaft Only	E = Plastic Knob							
Flow Control, Free Flow 1 to 2, Fixed	Cartridge Size	Flow	Line Body	Material	Part Number	Thread	Seals	
	FC08-20F-6T-N*-10	45 lpm / 12 gpm	6T	Alum.	7024660	9/16" UNF	N = Buna N	
	Orifice Size (* select orifice)							
	A = 0.030" in	B = 0.033" in	C = 0.038" in	D = 0.042" in	E = 0.053" in	F = 0.056" in	G = 0.47" in	
	Pressure Range (* Select Pressure Range)							
10 = 0.7bar/10PSI								